

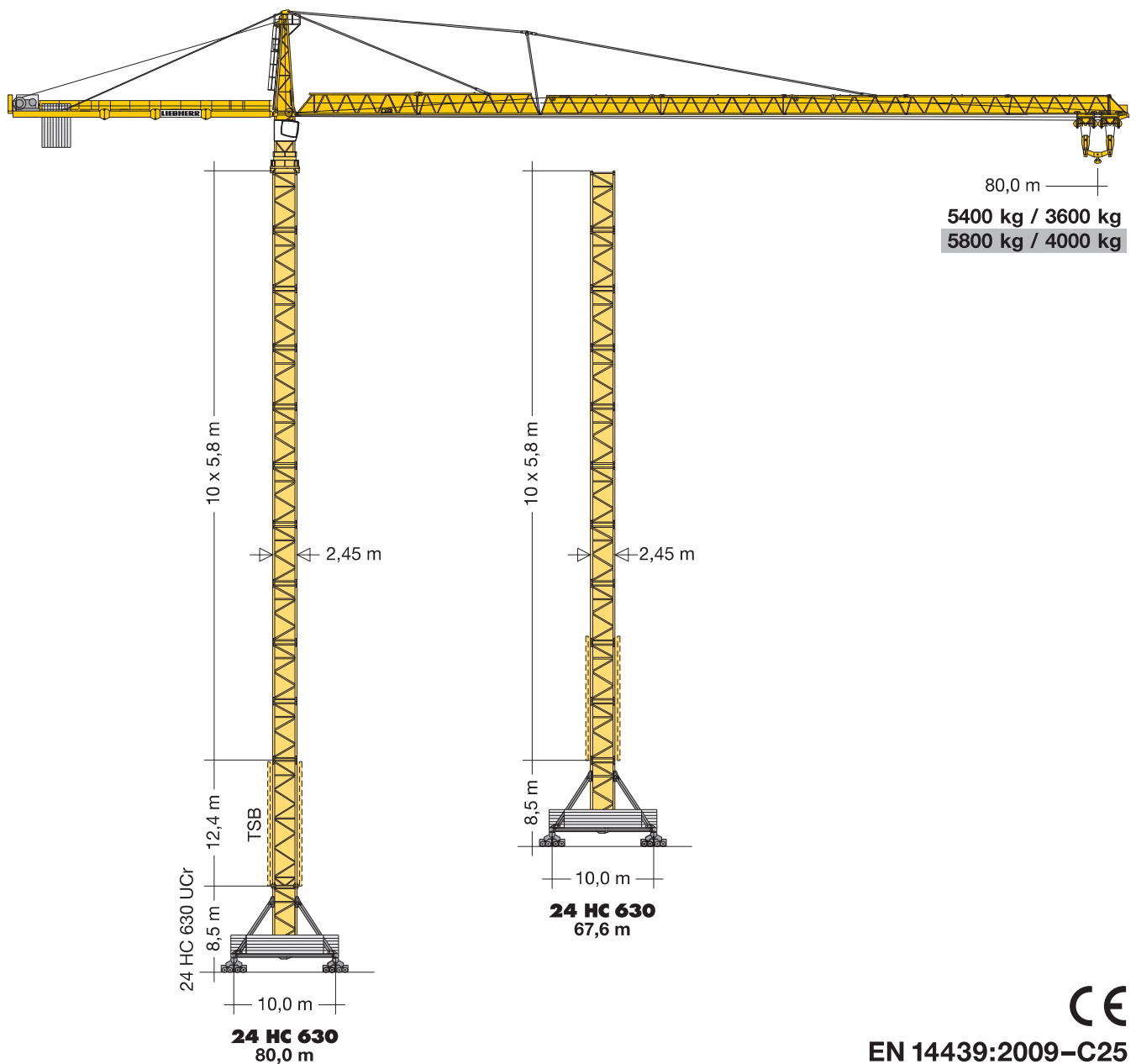
Turmdrehkran

Tower Crane / Grue à tour / Gru a torre / Grúa torre
Guindaste de torre / Башенный поворотный кран

630 EC-H 40 Litronic®

▶ 630 EC-H 40 Litronic®

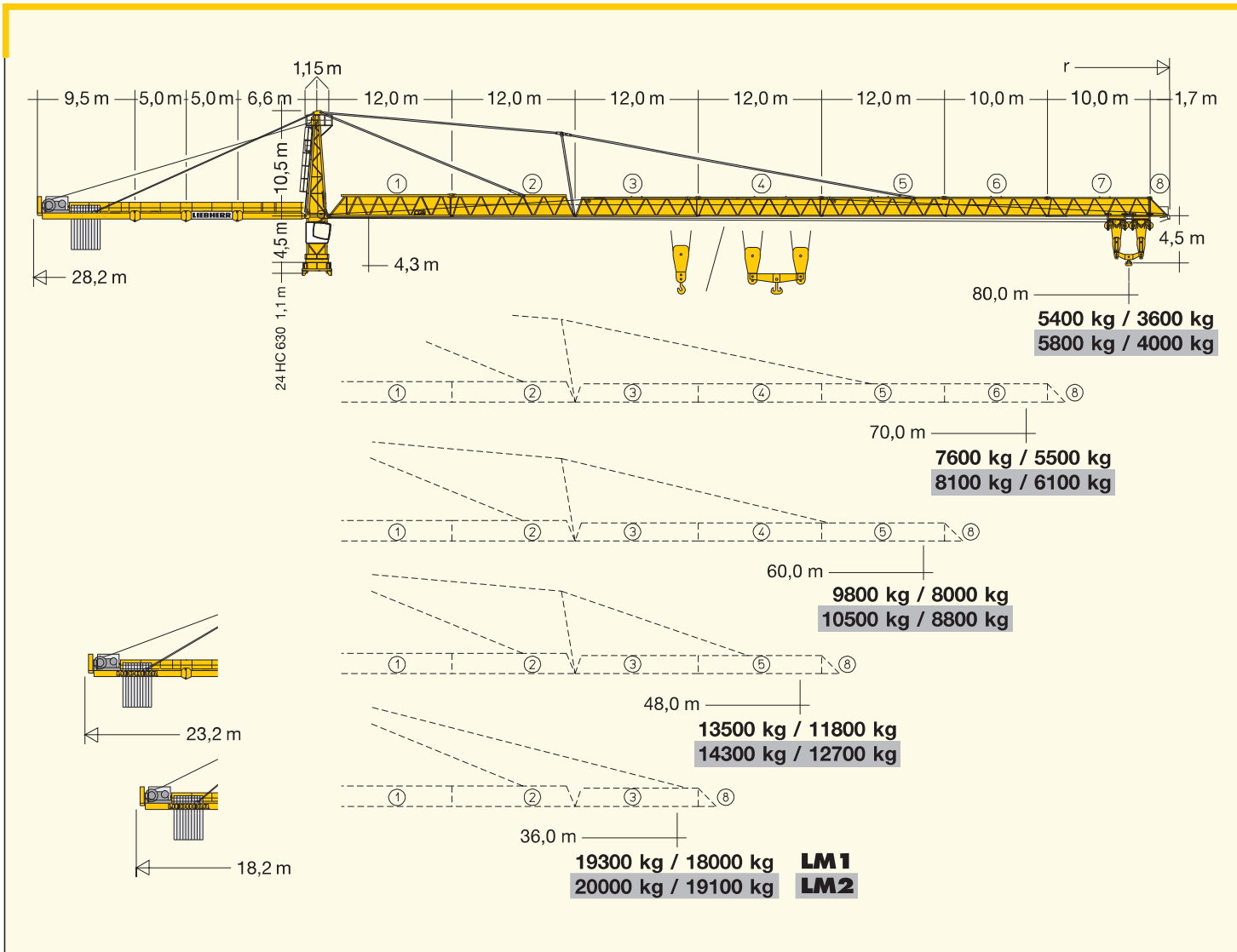
630 EC-H 50 Litronic®



CE

EN 14439:2009-C25

LIEBHERR



Hubhöhe

Hoisting height / Hauteur sous crochet / Altezza di sollevamento
 Altura bajo gancho / Altura de montagem / Высота подъема

24 HC 630				
C 25				
10	59,5 ¹⁾	67,6 ¹⁾	71,7 ¹⁾	80,0 ¹⁾
9	53,7	61,8 ¹⁾	65,9	74,2 ¹⁾
8	47,9	56,0 ¹⁾	60,1	68,4 ¹⁾
7	42,1	50,2	54,3	62,6
6	36,3	44,4	48,5	56,8
5	30,5	38,6	42,7	51,0
4	24,7	32,8	36,9	45,2
3	18,9	27,0	31,1	39,4
2	13,1	21,2	25,3	33,6
1	7,2	15,4	19,5	27,8
0	-	9,6	13,7	22,0
	m		m	

¹⁾ Weitere Hubhöhen, Auslegerlängen sowie Klettern im Gebäude auf Anfrage. / Further hoist heights and jib lengths as well as climbing inside the building on request. / Autres hauteurs sous crochet et longueurs de fleche ainsi que hissage dans le bâtiment sur demande. / Ulteriori altezze gancho, lunghezze braccio così come telescopaggio all'interno dell'edificio: su richiesta. / Para alturas bajo gancho superiores, otros alcances y trepado en el interior del edificio, consultar. / Outras alturas de elevação, comprimentos de lança e subida no edifício: sob consulta. / Другие высоты подъема, длины стрелы и самоподъем в здании – по запросу.

Ausladung und Tragfähigkeit

Radius and capacity / Portée et charge / Sbraccio e portata
Alcances y cargas / Alcance e capacidade de carga / Вылет и грузоподъемность

		630 EC-H 40														
m	r	m/kg	m/kg													
			15,0	20,0	25,0	30,0	37,4	45,0	49,4	55,0	61,4	65,0	71,4	75,0	81,4	
81,4 (r=83,4)	5,5-26,7 20000	20000	20000	20000	17710	13950	11330	10160	8940	7810	7270	6440	6030	5400		
71,4 (r=73,4)	5,5-30,5 20000	20000	20000	20000	20000	16120	13140	11820	10440	9150	8540	7600				
61,4 (r=63,4)	5,5-32,3 20000	20000	20000	20000	20000	17160	14010	12620	11150	9800						
49,4 (r=51,4)	5,5-34,4 20000	20000	20000	20000	20000	18310	14980	13500								
37,4 (r=39,4)	5,5-36,2 20000	20000	20000	20000	20000	19300										

		LM 1														
m	r	m/kg	m/kg													
			15,0	20,0	25,0	30,0	36,0	40,0	48,0	55,0	60,0	65,0	70,0	75,0	80,0	
80,0 (r=83,4)	4,3-14,0 40000	36890	26190	19910	16060	12810	11160	8670	7070	6150	5370	4700	4110	3600		
70,0 (r=73,4)	4,3-15,2 40000	40000	28920	22080	17880	14340	12550	9830	8090	7080	6230	5500				
60,0 (r=63,4)	4,3-16,4 40000	40000	31610	24210	19670	15840	13900	10970	9080	8000						
48,0 (r=51,4)	4,3-17,2 40000	40000	33560	25760	20980	16940	14900	11800								
36,0 (r=39,4)	4,3-18,0 40000	40000	35440	27250	22240	18000										

Antriebe Litronic®

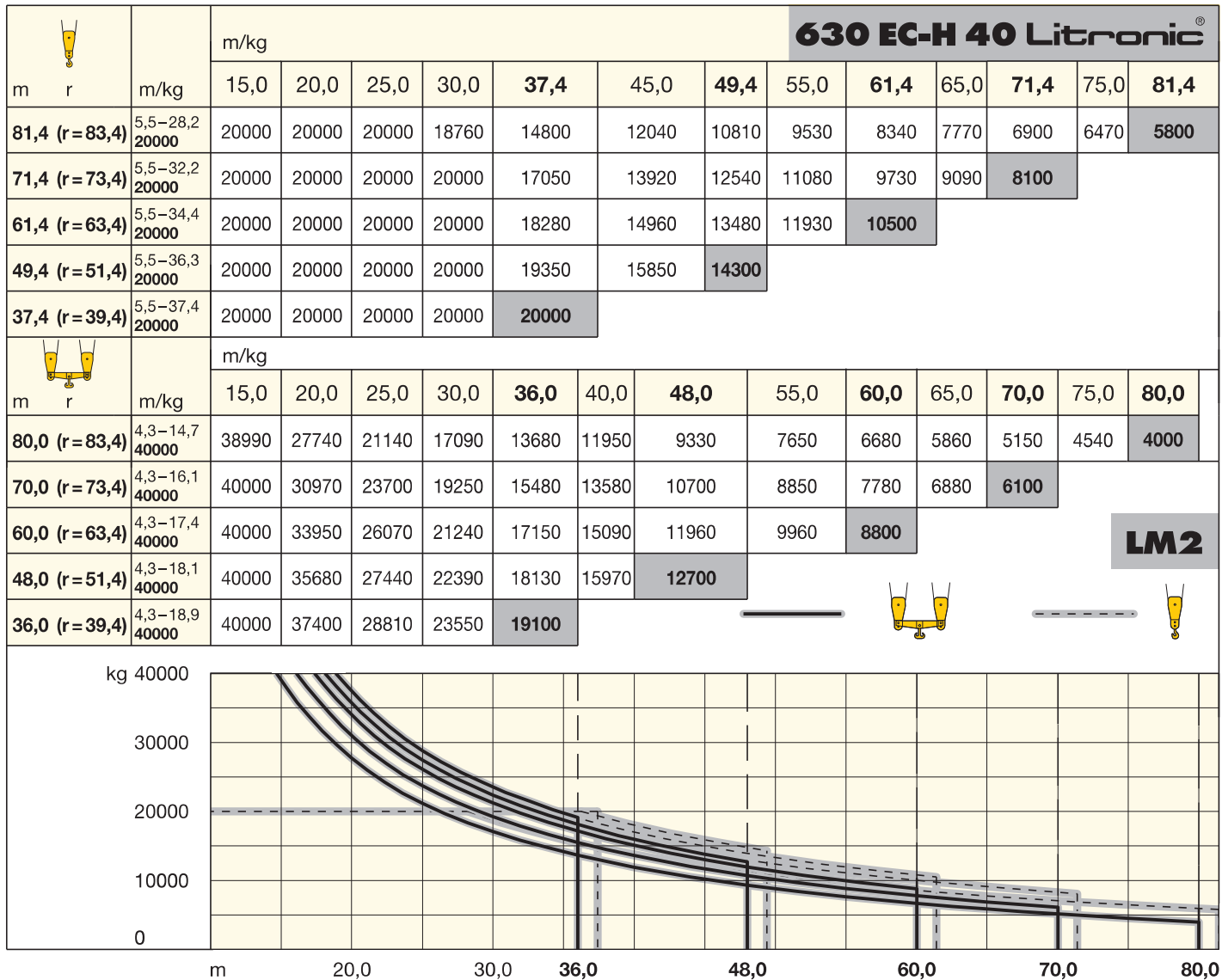
Driving units / Mécanismes d'entraînement / Meccanismi / Mecanismos / Mecanismos / Приводы

		↔ stufenlos / stepless / régl. continu / regl. progressiva / sin escalones / sem degraus / бесступенчатый kg m/min kg m/min	
<p>65 kW FU [SD,shift] WIW 280 WZ 403 5 Lagen Layers Couches Avvolgimenti Camadas Слоёв 2)</p> <p>183,0 m / 92,0 m max. 368,0 m / 184,0 m</p>	<p>1 20000 0 ↔ 16 40000 0 ↔ 8 4500 0 ↔ 63 9300 0 ↔ 32</p> <p>2 9600 0 ↔ 32 20000 0 ↔ 16 1500 0 ↔ 117 3700 0 ↔ 59</p>		
<p>kg 40000 35000 30000 25000 20000 15000 10000 5000 0</p> <p>0 10 20 30 40 50 60 m/min</p> <p>1 Geschwindigkeit / Speed Vitesse / Velocità / Velocidad Velocidade / Скорость</p> <p>2</p>			

2) Weitere Hublastdaten: siehe Betriebsanleitung. / Further hoist load data: see instruction manual. / Autres données de la charge de levage: voir manuel d'instruction. / Altri dati sui carichi sollevati: consultare il manuale d'istruzione. / Alturas bajo grancho superiores según manual. Outras tabelas de carga: consultar manual de instruções. / Другие данные по весу поднимаемых грузов: см. инструкцию по эксплуатации.

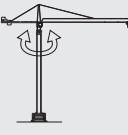
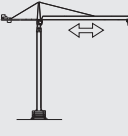
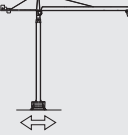
Ausladung und Tragfähigkeit

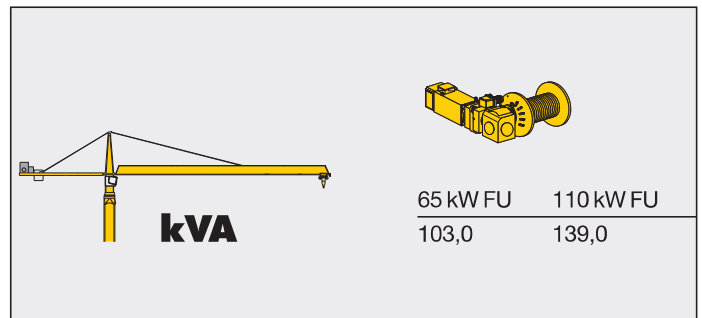
Radius and capacity / Portée et charge / Sbraccio e portata
Alcances y cargas / Alcance e capacidade de carga / Вылет и грузоподъемность



Antriebe Litronic®

Driving units / Mécanismes d'entraînement / Meccanismi / Mecanismos / Mecanismos / Приводы

	U/min 0 ↔ 0,6 sl./min tr./min	2 x 11,0 kW FU
	0 ↔ 70,0 m/min	11,0 kW FU
	25,0 m/min	4 x 7,5 kW



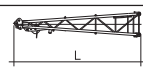

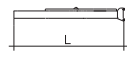

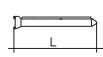



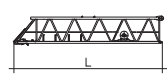

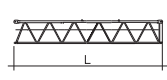











Litronic : kVA reduzierbar bei zu geringer Netz-Anschlussleistung, siehe BAL. / kVA can be reduced in case of too little power of the mains, see instruction manual. / kVA peut être réduit en cas de trop faible puissance du réseau, voir manuel d'instruction. / kVA riducibili in caso di potenza di rete ridotta (si veda manuale uso e manutenzione) / kVA variable para potencia de red demasiado pequena, ver Manual de instrucciones. / kVA reduzível no caso de capacidade da rede elétrica muito baixa, ver manual de instruções. / Количество кВА может быть сокращено до минимальной общей потребляемой мощности, см. инструкцию по эксплуатации.

Kolli-Liste

Packing List / Liste de colisage / Lista dei colli
Lista de contenido / Lista de embalagem / Упаковочный лист





Montagegewichte: siehe Betriebsanleitung. / Erection weights: see instruction manual. / Poids de montage: voir manuel de service. / Pesi di montaggio: vedere manuale d'uso. / Peso para el montaje: según manual. / Pesos de montagem: veja-se as instruções p. uso. / Масса монтируемых частей: см. инструкцию по эксплуатации.

Kranoberteil		Upper part of crane / Partie supérieure de grue / Parte superiore della gru Parte superior grúa / Parte superior do guindaste / Верхняя часть крана	L (m)	B (m)	H (m)	kg ³⁾			
Pos. Item Rep. Voce Pos. Ref. Pos.	Anz. Qty. Qte. Cant. Cant. Кол-во	Drehbühne kpl. / Slewing platform cpl. / Ensemble mât cabine cpl. / Piattaforma girevole compl. Conjunto plataforma de giro / Plataforma giratória compl. / Поворотная платформа в сб.			6,40	2,98	3,17	21900	
1	1								
2	1	Turmspitze / Tower head section / Porte-flèche Testa porta-braccio / Cabeza de torre / Cabeça de apoio de lança / Оголовок башни			10,44	1,80	2,20	6100	
3	1	Gegenausleger-Kopfstück / Counter-jib head Pointe de contre-flèche / Testa di controbraccio Tramo punta de contrapluma / Cabeça de contra-lança / Концевая секция консоли противовеса			10,50	2,32	1,05	5800	
4	1	Gegenausleger-Anlenkstück / Counter-jib heel section / Pied de contre-flèche / Settore articolato di controbraccio / Tramo primero-contrapluma Base articulada da contra-lança / Корневая секция консоли противовеса			6,90	1,98	1,05	3300	
5	2	Gegenausleger-Zwischenstück / Intermediate counter-jib section / Élément interm. de contre-flèche Spezzone di controbraccio / Tramo intermedio de contrapluma / Peça suplementar da contra-lança Промежуточная секция консоли противовеса			5,20	1,90	1,05	2700	
6	1	Ausleger-Anlenkstück + KAW / Jib heel section Pied de flèche / Settore articolato di braccio Pluma tramo primero / Base articulada de lança / Корневая секция стрелы + тележечная лебедка			12,31	1,98	2,34	① 6400	
7	1	Ausleger-Zwischenstück / Intermediate jib section Élément intermédiaire de flèche / Sezione intermedia braccio / Tramo intermedio pluma / Peça suplementar da lança / Промежуточная секция стрелы			12,31	1,77	2,23	② 4100	
1	12,31				1,77	1,96	③ 2920		
1	12,27				1,77	1,96	④ 2650		
2	12,27				1,77	1,96	⑤ 2750		
1	10,29				1,77	1,96	⑥ 1640		
1	10,25				1,77	1,96	⑦ 1190		
8	1	Ausleger-Kopfstück / Jib head section / Pointe de flèche / Punta braccio / Tramo punta de pluma Cabeça de lança / Концевая секция стрелы			2,56	1,77	2,25	⑧ 540	
9	2	Laufkatze / Trolley / Chariot de distribution / Carrello / Carrito Carro de ponte / Грузовая тележка			3,25	2,02	1,83	850	
					3,25	2,02	1,83	750	
10	1	Lasthaken und Traverse / Hook and cross members Crochet et traverses / Gancio e traversa / Gancho y tavessa / Gancho e traviesa / Грузовой крюк и траверса			3,50	1,80	0,50	2000	
11	1	Hubwerkseinheit (65 kW) / Hoist gear unit / Treuil de levage / Gruppo meccanismo sollevamento Mecanismo de elevación / Grupo de mecanismo elevatório / Блок грузовой лебедки			280 VZ	2,30	2,70	1,65	6750
12	1	Ausleger-Abspannbock / Jib gantry Chevalet de haubange de flèche / Tirante braccio Caballete de pluma / Cavalete de lança Опора расчала стрелы			8,20	1,50	0,30	810	



Pos. Anz.
Item Qty.
Rep. Qté.
Voce Qta.
Pos. Cant.
Ref. Cant.
Поз. Кол-во

L (m) B (m) H (m) kg³⁾







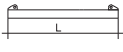



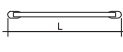

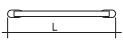



Turm Tower / Mât / Torre Torre / Torre / Башня

13	13	Turmstück / Tower section Élément de mât / Elemento di torre Tramo torre / Torre / Башенная секция			24 HC 630 TS-0580c	6,28	2,45	2,45	6480
14	1	Grundturmstück / Base tower section / Mât de base / Elemento di torre base Tramo base / Peça de base de torre / Секция основания			24 HC 630 TSB-1242c	12,42	2,67	2,67	14100

Klettereinrichtung Climbing equipment / Equipement de télescope / Attrezzatura per allungamento della gru Equipo de trepado / Acessórios p. subida no edificio / Обойма наращивания

15	1	Führungsstück kpl., geteilt / Guide section cpl., split Cage télescopique cpl., devisée / Gabbia di sopraelevazione compl., suddivisa / Torre de montaje, dividida Peça de guia, subdividida / Направляющая секция в сб., разъемная			24 HC 630	12,39	2,75	1,58	8950
16	1	Hydraulikanlage, Stütz- und Klettertraverse / Hydraulic unit, supporting and climbing cross members / Système hydraulique avec traverses d'appui et de télescope / Sistema idraulico, traversa di appoggio e allungamento gru / Sistema hidráulico con traviesa de apoio y trepado / Instalação hidráulica, travessa de apoio e subida / Гидроагрегат, стойка-упор и траверса обоймы наращивания			24 HC 630	2,10	1,10	1,00	1710

Unterwagen Undercarriage / Châssis / Carro Carro con mástil / Carro de guindaste / Опорная рама

17	4	Ausgleichsschwinge mit Schwingenlager / Pivot for wheel box / Chape pour bogie / Bilanciere di equilibratura con cuscinetto bilanciere / Balancin / Balancim com suporte / Балансир с шарнирной опорой			24 HC 630	1,60	0,72	1,48	1470
18	4	Fahrschemel mit Antrieb / Rail bogie with drive Bogie moteur / Telaio con gruppo propulsore Caja rodillo motriz / Quadro sem grupo de propulsão Подрамник с приводом			24 HC 630	1,45	0,82	0,72	1110
19	4	Fahrschemel ohne Antrieb / Rail bogie without drive Bogie fou / Telaio senza gruppo propulsore / Caja rodillo conducido / Quadro com grupo de propulsão Подрамник без привода			24 HC 630	1,30	0,40	0,72	760
20	1	Tragholm lang / Long support arm / Longeron long Longherone lungo / Brazo soporte largo / Travessa comprida / Несущая балка, длинная			24 HC 630	7,32	0,92	0,93	2330
21	2	Tragholm kurz / Short support arm / Longeron court Longherone corto / Brazo soporte corto / Travessa curta / Несущая балка, короткая			24 HC 630	7,14	0,80	0,90	2135
22	4	Randträger / Border support / Traverse Supporti base / Traviesa / Apoio de bordo Стяжная балка			24 HC 630	9,30	0,14	0,14	510
23	4	Stützholm / Support strut / Hauban de châssis Correnti di appoggio / Tirante vertical / Travessa de apoio / Опорный подкос			24 HC 630 UC 24 HC 630 UCr	6,98 6,98	0,26 0,26	0,34 0,34	1140 1300
24	1	Unterwagen-Turmstück / Undercarriage tower section / Mât de châssis / Elemento di torre del carro Tramo de carro / Peça de torre do chassis Опорная башенная секция			24 HC 630 UC 24 HC 630 UCr	6,61 6,61	2,44 2,67	2,44 2,67	7930 9400
25	1	Kiste mit Kleinteilen, Seilen / Crate with small parts, ropes Caisse contenant des accessoires, câbles / Cassa con minuteria, funi Caja con piezas pequeñas, cables / Caixa com peças pequenas, cabos Ящик с мелкими деталями, с канатами			24 HC 630	2,00	1,00	1,00	2000
26	1	Abspannungen / Holding bars / Tirants Attrezzi di ancoraggio / Tirantes Peças de ancoragem / Пристёжки				7,60	1,00	1,00	7100

³⁾ Einzelgewichte. / Single weights. / Poids individuels. / Singoli pesi. / Pesos unitarios. / Pesos de peças componentes. / Индивидуальный вес.

Konstruktionsänderungen vorbehalten! / Subject to alterations! / Sous réserves de modifications! / Reservato il diritto di modifiche strutturali!
¡Sujeto a modificaciones! / Salvo modificação da construção! / Права на внесение конструкторских изменений сохраняются!

Sämtliche Angaben erfolgen ohne Gewähr. / This information is supplied without liability. / Ces renseignements sont sans garantie. / Tutte le indicazioni fornite senza garanzia. / Declinamos toda responsabilidad derivada de la información proporcionada. / Declinamos qualquer responsabilidade quanto à informação fornecida. / Все данные указаны без обязательств.

TCS-001042-LBC-01 • EN 14439:2009 – DIN 15018-H1/B3 • BGL C.0.10.0630 • 04.16 / 7

Printed in Germany.